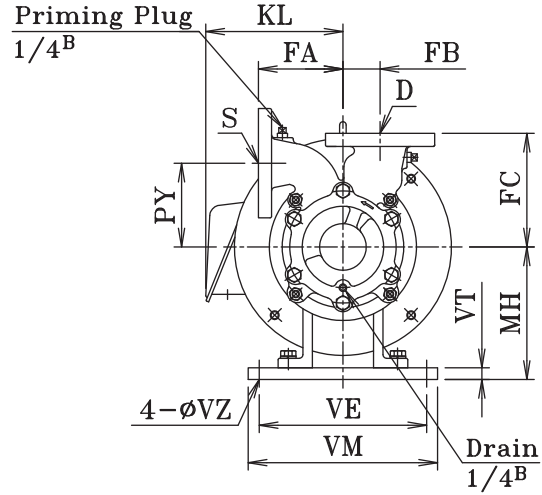
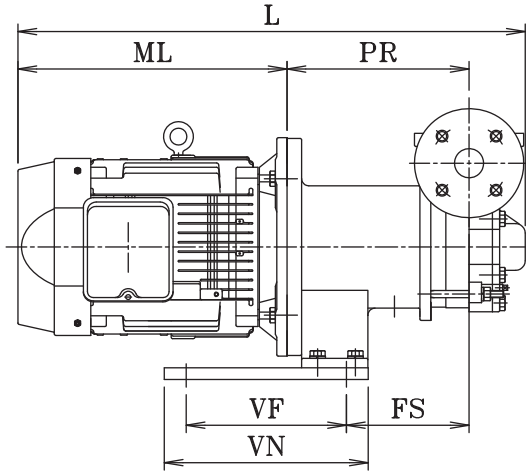
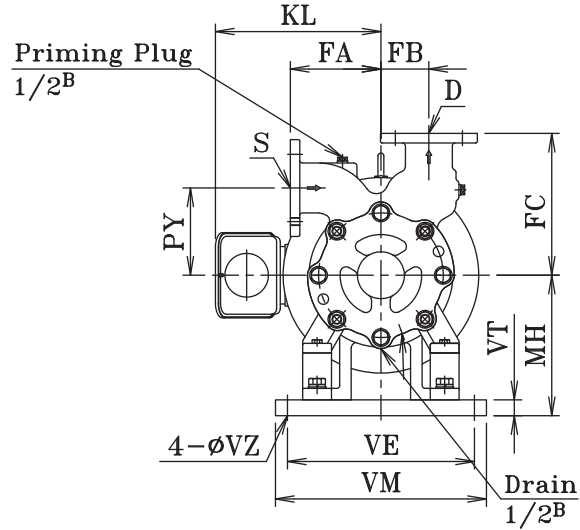
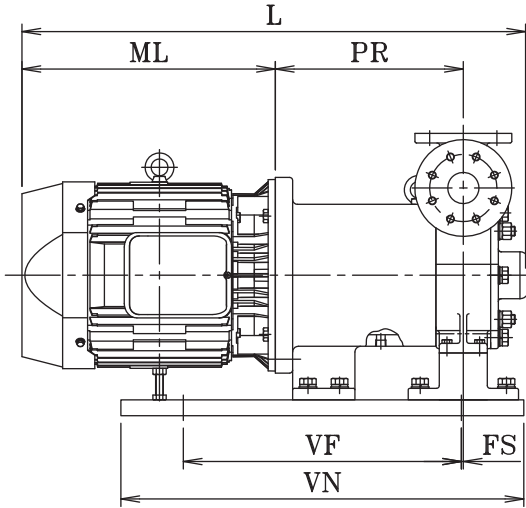


Totally enclosed fan-cooled (IE3)(*1)

25TNM,40TNM



65TNM



Dimension and Weights

(Unit:mm,kg)

Model	kW		S·D	PR	PY	FA	FB	FC	MH	FS	L	ML	VE	VF	VM	VN	VZ	VT	KL	Weight
	2P	4P																		
25TNM	-	0.75	25A	185.5	96	116	40	141	127	131.5	516	253.5	180	180	210	240	12	16	145	54
	2.2	-	25A	195.5	96	116	40	141	127	141.5	574.5	302	180	180	210	240	12	16	156	61
	3.7	-	25A	221.5	96	116	40	141	165	141.5	624.5	326	180	180	210	300	12	16	175	77
	5.5	-	25A	229.5	96	116	40	141	182	148	676	369.5	230	220	260	320	12	16	212	109
40TNM	-	1.5	40A	195.5	115	116	51	156	127	141.5	549.5	273	180	180	210	240	12	16	156	62.5
	3.7	-	40A	221.5	115	116	51	156	165	141.5	628.5	326	180	180	210	300	12	16	175	80
	5.5	-	40A	229.5	115	116	51	156	182	148	680	369.5	230	220	260	320	12	16	212	111
	7.5	-	40A	250	115	116	51	156	182	168.5	700.5	369.5	230	220	260	320	12	16	212	117
65TNM	-	18.5	65A	392	182	189	100	296	293	4	1056.5	528.5	390	580	440	840	22	33	345	325
	-	22.0	65A	392	182	189	100	296	293	4	1056.5	528.5	390	580	440	840	22	33	345	330
	-	30.0	65A	392	182	189	100	296	293	4	1134.5	606.5	390	580	440	840	22	33	345	365

- Remarks-
- Dimensions and weights shown in above table reflected to Totally Enclosed Fan Cooled type motor. Values will be slightly different when other type of motor is being used.
 - Suction and discharge flanges are in accordance with JIS 20 K standard.